



KLW Curtain Wall Suite

KLW is a visually slim system. At only 50 mm wide ensures we maximise the glazed area. With a intelligent design, engineered for quality fabrication and ease of installation. It is a thermally broken system, to ensure that it can meet and exceed current building regulations.

Meeting individual requirements. A choice of depths up to 128 mm for the structural members. Giving design flexibility, and cost efficiency.

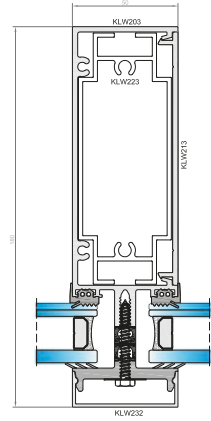
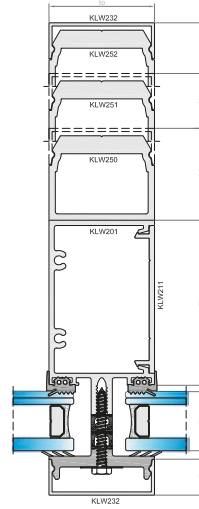
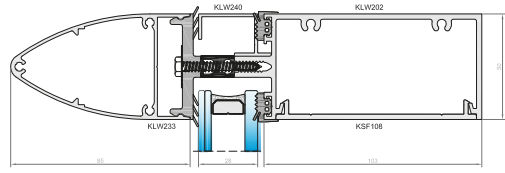

The system uses high quality components, from throughout Europe. To ensure the products durability. The KLW Curtain Wall Suite can be integrated with the KWS Window Systems, and KSF commercial door systems.

With a innovative gasket design, our gaskets are unique, and ensure ease of glazing.



- 50 mm channel & plate curtain walling system.
- Transom / Mullion sizes from 50 mm to 125 mm.
- Polyamide thermal break for improved thermal efficiency.
- 28 mm glazing as standard.
- Window & door inset available.
- Faceted sections available for angled screens.
- Internal reinforcing bars available for bigger spans.
- A range of external caps available.

3D PROFILE SECTION



Materials

Aluminium is extruded in accordance with BS EN 755 Part 1-9:2008 and BS EN 12020-2:2008.

Polyester Powder Coating material is produced in accordance with BS 6496/97:1984.

Silver Anodising is produced in accordance with BS EN 12373, ranging from 5-25 microns.

Polyamide Thermally Broken Aluminium is produced in accordance with BS EN 14024:2004.

Gasketry is produced in accordance with BS EN 3734:1997.

Testing

Contact the **exlabesa** Technical Department.

KLW Curtain Wall Suite	Max. Panel Size (mm)	Typical U-Values
	See note	See note

Max. sizes are determined by structural calculation.

U-Values are determined by the glass configuration and size.

